

See Pendant section page 57 for mount images.

**Specs:**

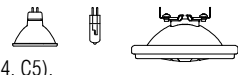
**Material:** Solid brass with durable electroplated finishes.

**Mounting:** Easy to position and tighten. Install on MP rail and cable systems (sold separately).

**Sec. Voltage:** 12V (fixture).

**Lamp (not included):**

MR16-50W Max,  
BI-PIN-50W Max or  
AR111-75W Max (50W for C3, C4, C5).



**Approval:** Dry locations. Approved to UL by CSA/US.

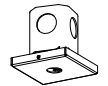
Ø2-3/8 x 1/4 canopy

**C1**



2-5/8 Sq. x 3/8 canopy

**C2**



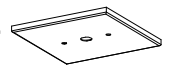
Ø4-5/8 x 1/4 canopy

**C3**



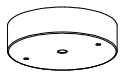
4-5/8 Sq. x 1/4 canopy

**C4**



Ø4-5/8 x 1-1/8 canopy

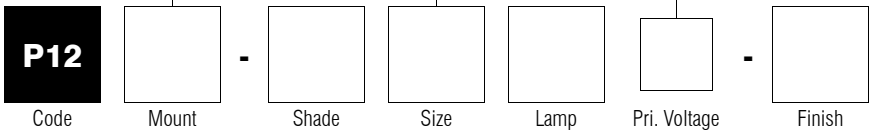
**C5**



**9** = 9-1/2" high shade  
**13** = 13-1/2" high shade

**1** = 120 V  
**2** = 277 V

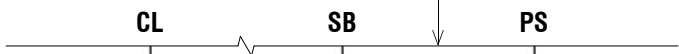
For ceiling mount only.



**M** = MR16  
**B** = BI-PIN  
**A** = AR111\*

**MC** = matte chrome  
**BN** = brushed nickel

**Note:** C1 & C2 come with 2" x 2" octagon back box and require remote class II transformer (not included). C3, C4, C5 come with 60W integral electronic transformer.



clear glass      sandblasted glass      partially sandblasted glass



\* Note: AR111 lamp can be only used for 13-1/2" high shade.

