




Image Showing Ø2" with 2 foot

L191C1

- Application** Interior pendant
- IP Rating** -
- Mounting** Retrofit to existing standard octagonal box using custom mounting plate (included)
- Electrical** 0.26W (80mA LEDs)
DC - Powered by remote 120V primary, 700mA driver (not included). Recommended LED10W350D for 2' and LED17W700D for 4' (nondimmable). Dimmable driver available. Consult factory.
24V DC
- Power Consumption** 9W (2') or 17W (4')
- Light Output** 9W (2') - 264lm
17W (4') - 527lm
- Warranty** 5 years limited warranty
Estimated useful life of LED is 50,000 hours.
- Material** PMMA
- Weight** 1.5lbs (0.7kg)
- Approval** 

Type:

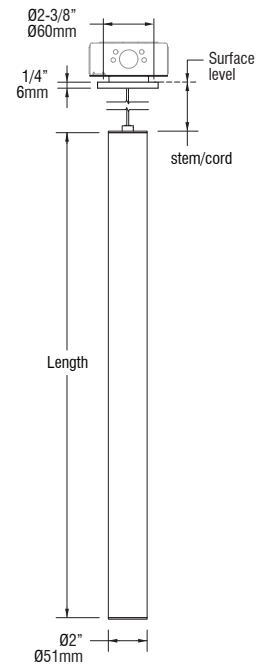
Project:

Modified:

Quantity:

Notes:

Dimension:



Order Guide

Example: L191-C1M-2-W30S-S6-MA

Code	Mount	Length	Color	Stem / Cord	Finish
L191	C1M	-		-	
	C1M = Ø2-3/8" x 1/4" canopy, retrofit mounting plate	2 = 2' 4 = 4'	W22S = 2200K, 80+CRI W27S = 2700K, 80+CRI W30S = 3000K, 80+CRI W35S = 3500K, 80+CRI <i>(W35S available upon request)</i>	S6 = 6" (152mm) stem SX = custom stem* C72 = 72" (1829mm) cord CX = custom cord <i>* available in 1" (25mm) increments up to 8ft (2439mm) max.</i>	MA = matte clear anodized

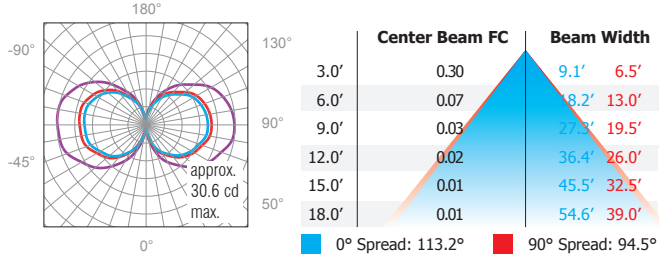
PHOTOMETRIC DATA:

2', 3000K, 80+CRI

Polar Candela Distribution

Illuminance at a Distance

Lumen: 264lm



4', 3000K, 80+CRI

Polar Candela Distribution

Illuminance at a Distance

Lumen: 527lm

