



L604

Application Interior surface mount uplight. For use in spaces with high ceiling, where higher light levels are required or where lumination area is required.

Interior Uplight system – Commercial, Residential, Institutional, Retail, Clinic, Hospitality, Religious, Architecture & planter

IP Rating 20

Electrical 4.0 Watt / 8.0 Watt

Powered by plug in driver (included)

*See website for recommended drivers

*Remote emergency driver / inverter options available. Consult factory.

Power Consumption 4.0 Watt

8.0 Watt

Light Output 4.0 Watt, 224~261lm

8.0 Watt, 372~433lm

*For photometric data, see page 02

Warranty 5 years limited warranty

Estimated useful life of LED is 50,000 hours.

Material Anodized aluminum. RoHS compliant

Weight 2lbs (0.907kg)

Approval



DISCLAIMER

Malfunction and damage to product due to improper dimming system installation or misuse will not be covered under warranty. Only DC Drivers are recommended for dimming systems. Consult MP Lighting for recommended drivers.

*MP Lighting reserves the right, at its sole discretion, at any time and without notice, to make design changes to any of our products.

Type:

Project:

Modified:

Quantity:

Notes:

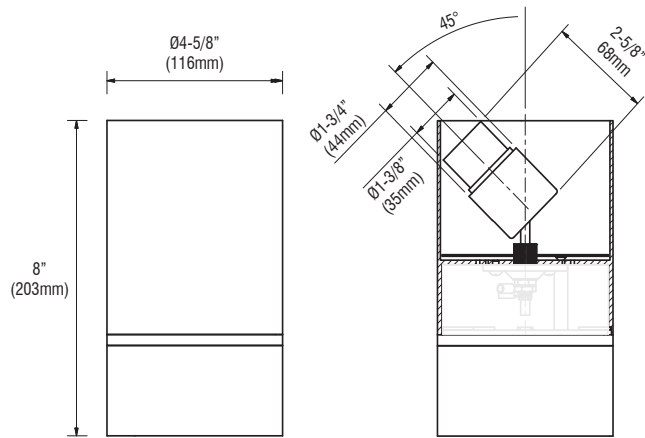
Order Guide

Example: L604-1-W27S-S-FS-MA-2-MA

| Code | Wattage | Color | Beam | Accessory | Accessory Color | Stem | Finish |
|-------------|----------------------|----------------------------------------------|-------------------------------------------------------------|-----------------|--------------------------------------------------|-----------------------------|-------------------------------------------------------------------------------|
| L604 | | | | | | - | |
| | 4 = 4.0W 8 = 8.0W | W27H = 2700K, 90+CRI W30H = 3000K, 90+CRI | S = spot (19°) N = narrow flood (27°) F = flood (48°) | FS= full shroud | MA = matte clear anodized BA = black anodized | 2 = 2" (51mm) X = custom | MA = matte clear anodized BA = black anodized WH = white powder coating |

* Available in 1" (25mm) increments up to 8ft (2.4m) max.

DIMENSION:



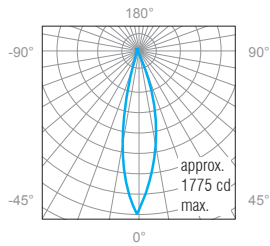
PHOTOMETRIC DATA:

4W, 2700K 90+CRI, 19°

Polar Candela Distribution

Illuminance at a Distance

Lumen: 261 lm



| | Center Beam FC | Beam Width |
|------|----------------|------------|
| 3.0' | 197 | 1.0' |
| 6.0' | 49.3 | 2.1' |
| 9.0' | 21.9 | 3.1' |
| 12' | 12.3 | 4.1' |
| 15' | 7.89 | 5.2' |
| 18' | 5.48 | 6.2' |

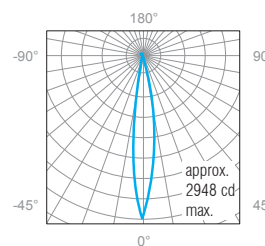
0° Spread: 19.5°

8W, 2700K 90+CRI, 19°

Polar Candela Distribution

Illuminance at a Distance

Lumen: 433 lm



| | Center Beam FC | Beam Width |
|------|----------------|------------|
| 3.0' | 328 | 1.0' |
| 6.0' | 81.9 | 2.1' |
| 9.0' | 36.4 | 3.1' |
| 12' | 20.5 | 4.1' |
| 15' | 13.1 | 5.2' |
| 18' | 9.10 | 6.2' |

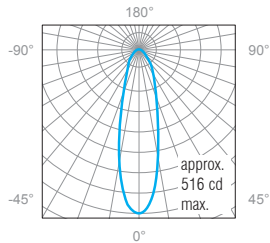
0° Spread: 19.5°

4W, 2700K 90+CRI, 27°

Polar Candela Distribution

Illuminance at a Distance

Lumen: 251 lm



| | Center Beam FC | Beam Width |
|------|----------------|------------|
| 3.0' | 57.4 | 1.4' |
| 6.0' | 14.3 | 2.9' |
| 9.0' | 6.38 | 4.3' |
| 12' | 3.59 | 5.7' |
| 15' | 2.30 | 7.2' |
| 18' | 1.59 | 8.6' |

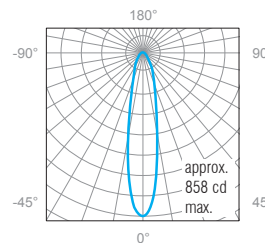
0° Spread: 26.9°

8W, 2700K 90+CRI, 27°

Polar Candela Distribution

Illuminance at a Distance

Lumen: 418 lm



| | Center Beam FC | Beam Width |
|------|----------------|--------------|
| 3.0' | 95.3 | 1.4' (426mm) |
| 6.0' | 23.8 | 2.9' (883mm) |
| 9.0' | 10.6 | 4.3' (1.31m) |
| 12' | 5.95 | 5.7' (1.74m) |
| 15' | 3.81 | 7.2' (2.19m) |
| 18' | 2.65 | 8.6' (2.62m) |

0° Spread: 26.9°

4W, 2700K 90+CRI, 48°

8W, 2700K 90+CRI, 48°

Polar Candela Distribution

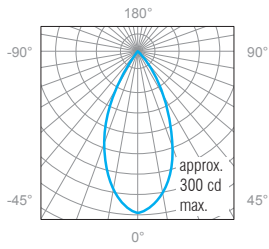
Illuminance at a Distance

Polar Candela Distribution

Illuminance at a Distance

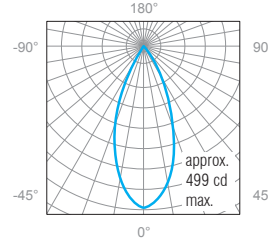
Lumen: 224 lm

Lumen: 372 lm



| | Center Beam FC | Beam Width |
|------|----------------|------------|
| 3.0' | 33.4 | 2.6 |
| 6.0' | 8.34 | 5.3' |
| 9.0' | 3.71 | 7.9' |
| 12' | 2.09 | 10.6' |
| 15' | 1.33 | 13.2' |
| 18' | 0.93 | 15.9' |

0° Spread: 47.6°



| | Center Beam FC | Beam Width |
|------|----------------|------------|
| 3.0' | 55.4 | 2.6 |
| 6.0' | 13.9 | 5.3' |
| 9.0' | 6.16 | 7.9' |
| 12' | 3.46 | 10.6' |
| 15' | 2.22 | 13.2' |
| 18' | 1.54 | 15.9' |

0° Spread: 47.6°