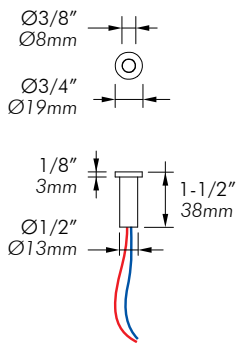


0.2W In-floor

L07

SPEC SHEET



Application: Exterior/interior indicator light for deck flooring.

Electrical: 3.2V, 20mA LED.

Input Voltage: 12V DC

Power Consumption: 0.2W

Power Supply: (not included) **DC** - Powered by remote 120V primary, 12V constant voltage driver. Recommended TLDDL10W12V (1-35 fixtures). Dimmable with appropriate remote power supply. Consult factory for details.

Weight: 1.21lbs (0.549kg).

Material: Stainless steel 316. RoHS Compliant.

Mounting: Mounts directly into deck flooring.

Approval: Wet and dry locations. Approved to US and Canadian standards by CSA.



Type:

Project:

Modified:

Quantity:

Notes:

CODE	COLOR	FINISH
L07	RD	S6
	RD = Red	S6 = stainless steel 316

MP LIGHTING[®]

t1.877.708.1184 f604.708.1185 www.mplighting.com
16 West 4th Avenue, Vancouver BC V5Y 1G3, Canada

0.2W In-floor

L07

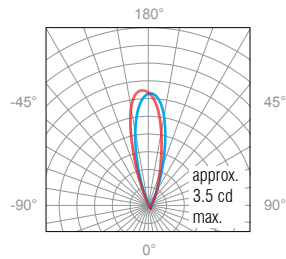
SPEC SHEET

Lumen test results provided by
MP Lighting integrating sphere

Photometric Data

L07
Red
0.9 lm

Polar Candela Distribution

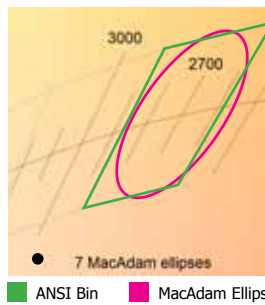
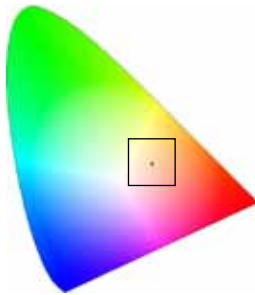


Illuminance at a Distance

	Center Beam FC	Beam Width	
1.0'	3.0	0.5'	0.6'
0.8'	4.3	0.4'	0.5'
0.7'	6.8	0.3'	0.4'
0.5'	12.0	0.3'	0.3'
0.3'	27.0	0.2'	0.2'
0.2'	108.0	0.1'	0.1'

0° Spread: 28.8° 90° Spread: 32.5°

Chromaticity Diagram



[M] MP LIGHTING®

t 1.877.708.1184 f 604.708.1185 www.mplighting.com
16 West 4th Avenue, Vancouver BC V5Y 1G3, Canada

Note: Various operating factors may cause differences between lab and field results. As specifications may change without notice, please refer to the LED Lamp Index located in the "Downloads" section of each product webpage for the most current information.