





Image Showing Ø2" with 2 foot

# L191C1

- Application** Interior pendant
- IP Rating** -
- Mounting** Retrofit to existing standard octagonal box using custom mounting plate (included)
- Electrical** 0.26W (80mA LEDs)  
DC - Powered by remote 120V primary, 700mA driver (not included). Recommended LED10W350D for 2' and LED20W700D for 4' (0-10V dimmable).  
\*For more detail, please consult factory.  
24V DC
- Power Consumption** 9W (2') or 17W (4')
- Light Output** 9W (2') - 264lm  
17W (4') - 527lm
- Warranty** 5 years limited warranty  
Estimated useful life of LED is 50,000 hours.
- Material** PMMA
- Weight** 1.5lbs (0.7kg)
- Approval**  

**Type:**

**Project:**

**Modified:**

**Quantity:**

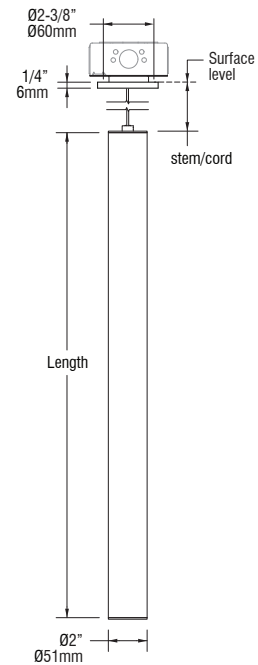
**Notes:**

**Order Guide**

Example: L191-C1M-2-W30S-S6-MA

Code	Mount	Length	Color	Stem / Cord	Finish
<b>L191</b>	<b>C1M</b>	-		-	
	<b>C1M</b> = Ø2-3/8" x 1/4" canopy, retrofit mounting plate	<b>2</b> = 2' <b>4</b> = 4'	<b>W22S</b> = 2200K, 80+CRI <b>W27S</b> = 2700K, 80+CRI <b>W30S</b> = 3000K, 80+CRI <b>W35S</b> = 3500K, 80+CRI <i>(W35S available upon request)</i>	<b>S6</b> = 6" (152mm) stem <b>SX</b> = custom stem* <b>C72</b> = 72" (1829mm) cord <b>CX</b> = custom cord  * available in 1" (25mm) increments up to 8ft (2439mm) max.	<b>MA</b> = matte clear anodized

**Dimension:**



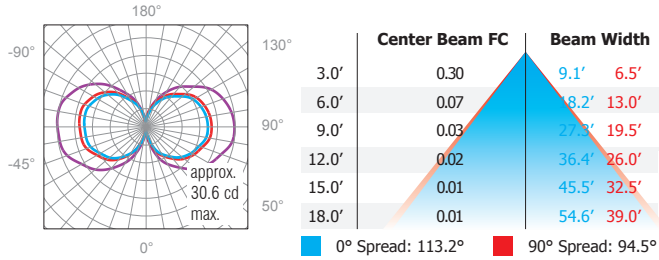
**PHOTOMETRIC DATA:**

**2', 3000K, 80+CRI**

**Polar Candela Distribution**

**Illuminance at a Distance**

Lumen: 264lm



**4', 3000K, 80+CRI**

**Polar Candela Distribution**

**Illuminance at a Distance**

Lumen: 527lm

