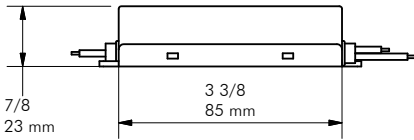
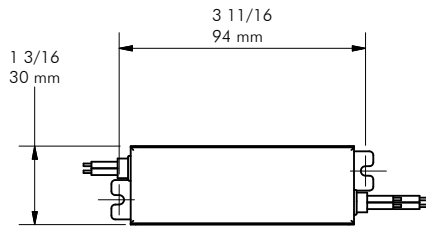
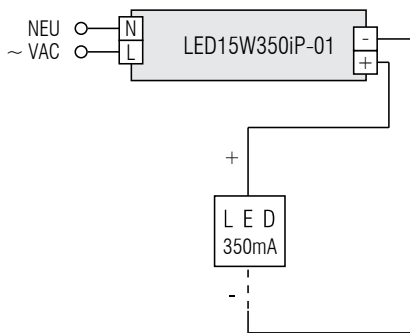


Dimension:



Driver Diagram:



For use with one 13W LED light fixtures (350mA).

LED 350mA = 350mA LED Lighting Fixture

Specification Sheet

LED15W350iP-01

CONSTANT CURRENT LED DRIVER

Features:

- Universal input voltage 120 VAC
- UL Class 2
- Tirac Dimming

AC Input Voltage:	120V, 60Hz
DC Output Voltage:	20-42V
DC Output Current:	350mA Constant
Output Wattage:	15W Max
Power Factor:	0.95 Min
Short Circuit Protection:	Yes
Overload Protection:	Yes
Over-voltage Protection:	Yes
Dimming Function:	MLV Dimmable
Operating Temperature:	-40 ~ 60°C (-40 ~ 140°F)
Storage Temperature:	-40 ~ 85°C (-40 ~ 185°F)
Maximum Temperature:	70°C (185°F)
Total Harmonic Distortion:	20% Max
Case Material:	Aluminum
Weight:	454g (1 lb)
Approval:	UL Dry & Damp



Note: Consult factory for maximum wiring length.

Caution: Do not install on-off switch at the output (load) side of a constant current LED driver as it will damage the fixture(s). Warranty will be void on both driver and fixture(s).

***USE WITH EBX-160-ZP ENCLOSURE**

ORDER CODE	ENCLOSURE
LED15W350iP-01	B
	B = drive enclosure (6-1/4" x 5" x 2")

[Project]

[Quantity]

[Notes]

