



L665

INTERIOR

Pendant | For ceilings

● Dry location



Ordering Information

Clear Form

Date : _____

Quantity : _____

Project : _____

Note : _____

Type : _____

Specifications

Luminaire | Example Code: L665-C9-4-W30H-C72-MA

Product	Canopy ¹	Length ²	CCT & CRI ³	Cord Length ⁴	Hardware Finish
L665	C9	2' 2"	W22S 2200K 80+	Cord:	MA matte clear anodized
		4' 4"	W27H 2700K 90+	C72 72" (1830mm)	BA black anodized
		6' 6"	W30H 3000K 90+	CX custom length	BZ bronze
		8' 8"	W35H 3500K 90+		

System Components (Ordered Separately)

Remote Driver : _____

* Consult MP Lighting Website or Factory.

Important Notes

Specification

1. See pg.3-4 - for different canopy options and its dimensions.
2. Wattage is determined by the length of the fixture (3W/ft).
3. See pg.2 - for light quality and colour consistency details.
4. 72" (1830mm) cord is included. Consult factory for custom cord length.

Warranty Notes & Disclaimer

Malfunction and damage to product due to incompatible dimming system or misuse will not be covered under warranty. Consult MP Lighting for recommended drivers. If the fixture has an option to be installed with a dimming control system, consult a dimming system manufacturer with minimum load before installing. MP Lighting reserves the right, at its sole discretion, at any time and without notice, to make design changes to any of our products. Consult MP Lighting website for most updated documentation.

L665

INTERIOR

Pendant | For ceilings

● Dry location



Performance

Wattage	Forward Current	Power Consumption Budget per fixture (including driver)	LED output (Source)	Fixture Output (Delivered)
3W/ft	125mA	4W	330 lm/ft	195.4 lm/ft

Application

Environment	Dry Location approved. IP 20.
Mounting	Mounts to a 4" octagonal box using the mounting canopy.

Electrical

Power Supplies	Remote LED drivers (100-277V AC input, constant voltage output): Fixtures to be wired in parallel.
Control	On/off control Dimming: ELV or 0-10V dimming with appropriate drivers Other options (consult factory): TRIAC/MLV, DMX, DALI, Casambi, Power over Ethernet

Luminaire Construction

LED Light Source	W22S = CCT: 2200K, CRI (Ra): 80+, Colour Consistency: 3SDCM W27H = CCT: 2700K, CRI (Ra): 90+, Colour Consistency: 3SDCM W30H = CCT: 3000K, CRI (Ra): 90+, Colour Consistency: 3SDCM W35H = CCT: 3500K, CRI (Ra): 90+, Colour Consistency: 3SDCM
Standard Compliance	✓WELL standard – Feature 58: Color Quality
Weight	n/a
Material	Fixture: machined marine-grade aluminum
Supplied with	Standard installation housing: Comes with a canopy, a universal crossbar, two screws (depending on selected canopy option), and an allen key. Cord/stem: 6' (1830mm) cord stem is included. Consult factory for custom cord length.
Warranty & LED Life	5 years limited warranty Estimated useful life of LED is 50,000 hours.

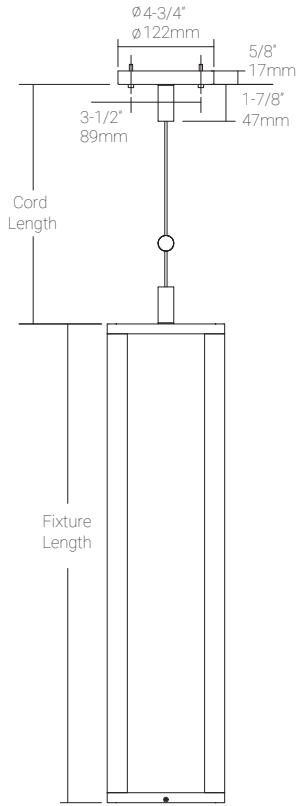
Ordered Separately

System Components	Power supplies: remote driver Please consult factory or visit Recommended Drivers for available driver options.
-------------------	---

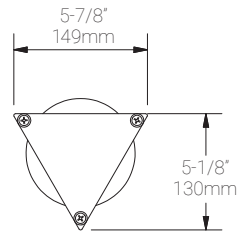
Mounting Options & Dimensions

LED Fixture Dimensions


Fixture



Top View

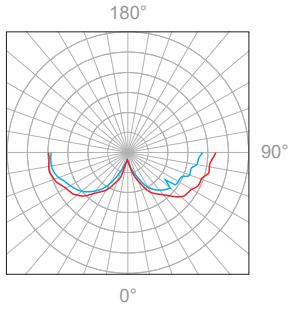


3D View

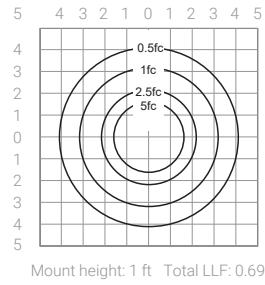


1ft, 3000K, 90+ CRI

Polar Candela Distribution



Isofootcandle Plot



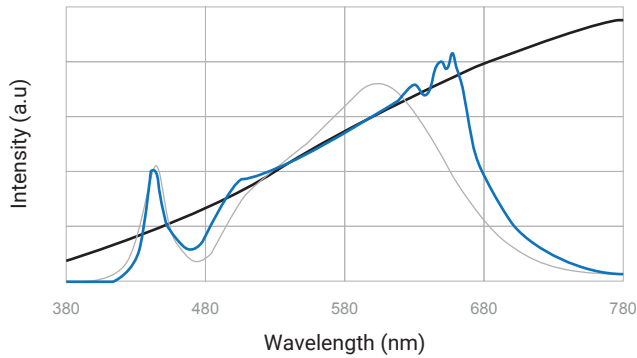
Illuminance at a Distance

Distance		Center Beam fc	Beam Width			
1.5ft	0.45m	0.00fc	1.5ft	0.45m	1.5ft	0.45m
3.0ft	0.91m	0.00fc	2.9ft	0.88m	2.9ft	0.88m
4.5ft	1.37m	0.00fc	4.4ft	1.34m	4.4ft	1.34m
6.0ft	1.83m	0.00fc	5.8ft	1.76m	5.8ft	1.76m
7.5ft	2.28m	0.00fc	7.3ft	2.22m	7.3ft	2.22m
9.0ft	2.74m	0.00fc	8.7ft	2.65m	8.7ft	2.65m

Delivered Lumen: 195.4 lm
 ■ Vertical Beam Spread: 51.7°
 ■ Horizontal Beam Spread: 51.7°

Full Spectrum

— Full Spectrum — Standard Illuminant @ 3000K — Ra≥80



Appendix

Aluminum Finishes | shown with C9



MA matte clear anodized



BA black anodized



BZ bronze