

L904

EXTERIOR
Bollard

• Wet, Damp, and Dry location



Ordering Information

Clear Form

Date :	_____	Quantity :	_____
Project :	_____	Note :	_____
Type :	_____		_____

Specifications

Luminaire | Example Code: L904-8-W30H-12-TK-B-MA

Product	Wattage	CCT & CRI ¹	Post Length	Post Finish	Base Cover	Housing Finish
L904	8			TK		
	8 8W	High (90+) CRI: W27H 2700K 90+ W30H 3000K 90+	12 12" (305mm) 24 24" (610mm)	TK teak	NB no base cover B with base cover	MA matte clear anodized BA black anodized

System Components (Ordered Separately)

Remote Driver : _____

* Consult MP Lighting Website or Factory.

Important Notes

Specification

1. Consult MP factory for custom 2-step MacAdam option.

Warranty Notes & Disclaimer

Malfunction and damage to product due to incompatible dimming system or misuse will not be covered under warranty. Consult MP Lighting for recommended drivers. If the fixture has an option to be installed with a dimming control system, consult a dimming system manufacturer with minimum load before installing. MP Lighting reserves the right, at its sole discretion, at any time and without notice, to make design changes to any of our products. Consult MP Lighting website for most updated documentation.

L904

EXTERIOR
Bollard

• Wet, Damp, and Dry location



Performance

Wattage	Forward Current	Power Consumption Budget per fixture (including driver)	LED output (Source)	Fixture Output (Delivered)
8W	350mA	9W	880 lm	357.6 lm

Application

Environment	Dry / Damp / Wet Location approved. IP 66.
Drive Over Rating	N/A
Mounting	Mounts to 12" (305mm) / 24" (610mm) post. Comes with 12" (305mm) or 24" (610mm) cable lead inside post.

Electrical

Electrical	Non-dimmable integral driver included (100-240V AC input). Compatible with remote constant current DC driver, wiring in series.
Control	On/off control. Consult factory for remote dimmable drivers.

Luminaire Construction

LED Light Source	W27H = CCT: 2700K, CRI (Ra): 90+, Colour Consistency: 2SDCM W30H = CCT: 3000K, CRI (Ra): 90+, Colour Consistency: 2SDCM
Weight	7.15lbs (3.245kg) based on a 24" (610mm) post.
Material	Fixture: anodized aluminum
Supplied with	Standard installation housing:
Warranty & LED Life	5 years limited warranty Estimated useful life of LED is 50,000 hours.

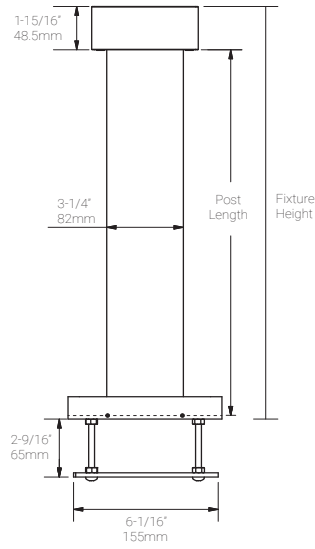
Ordered Separately

System Components	Power supplies: Remote constant current driver
-------------------	---

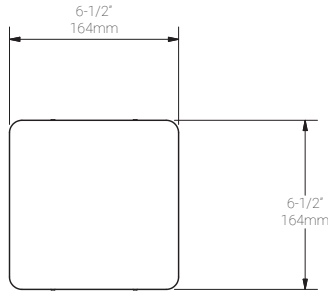
Mounting Options & Dimensions

LED Insert Dimension

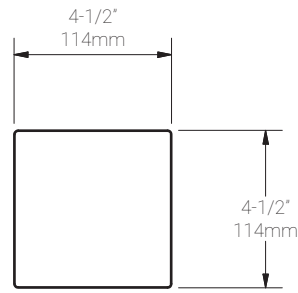
Fixture



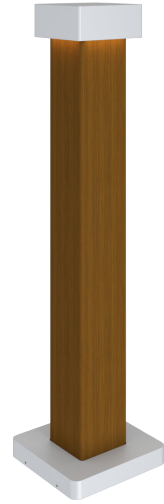
Base Cover



Top Cover

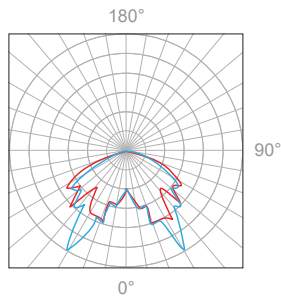


3D View

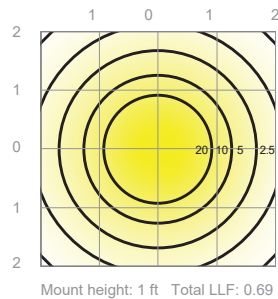


8W, 2700K, 90+ CRI

Polar Candela Distribution



Isofootcandle Plot



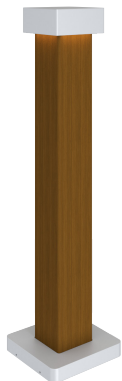
Illuminance at a Distance

Distance		Center Beam fc	Beam Width			
0ft	0m	14fc	0.8ft	0.24m	1.3ft	0.40m
1.0ft	0.30m	1.4fc	1.7ft	0.52m	2.5ft	0.76m
2.0ft	0.61m	0.08fc	2.5ft	0.76m	3.8ft	1.16m
3.0ft	0.91m	0.03fc	3.3ft	1.01m	5.1ft	1.55m
4.0ft	1.21m	0.02fc	4.1ft	1.15m	6.4ft	1.95m
5.0ft	1.52m	0.02fc	5.0ft	1.52m	7.6ft	2.32m

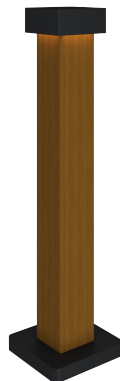
Delivered Lumen: 184.3 lm
■ Vertical Beam Spread: 30.9°
■ Horizontal Beam Spread: 46.0°

Appendix

Aluminum Finish with Architectural Finish



MA matte clear anodized
TK teak



BA black anodized
TK teak