

X02C

INTERIOR

Spotlight | For ceilings, walls & counters

● Dry location



Ordering Information

Clear Form

Date : _____

Quantity : _____

Project : _____

Note : _____

Type : _____

Specifications

Luminaire | Example Code: X02-C3-1-MC

Product	Canopy	Stem Length	Finish ¹
X02			
	C3	1 = 1" (25mm)	Aluminum Finishes: MC matte chrome BN brushed nickel
	C21	X custom ²	
	C23		

System Components (Ordered Separately)

Remote Driver : _____

* Consult MP Lighting Website or Factory.

Important Notes

Specification

1. Refer to Appendix or MP Lighting website for complete look of luminaire with different finish options.
2. Available in 1" (25mm) increments, maximum length 96" (2438mm).

Warranty Notes & Disclaimer

Malfunction and damage to product due to incompatible dimming system or misuse will not be covered under warranty. Consult MP Lighting for recommended drivers. If the fixture has an option to be installed with a dimming control system, consult a dimming system manufacturer with minimum load before installing. MP Lighting reserves the right, at its sole discretion, at any time and without notice, to make design changes to any of our products. Consult MP Lighting website for most updated documentation.

X02C

INTERIOR

Spotlight | For ceilings, walls & counters

- Dry location



Application

Environment	Dry Location approved. IP 20.
Mounting	<p>C1/C21/C23: Retrofit to existing standard octagonal box using custom mounting plate (included). Requires remote class II transformer (not included).</p> <p>C3/C4: Retrofit to existing standard octagonal box using custom mounting plate (included). Requires remote class II transformer (included).</p>

Luminaire Construction

LED Light Source	<p>Lamp supplied by others.</p> <p>Recommended: MR16, 50 W max or LED MR16 (SORAA lamp) 10W max.</p>
Weight	N/A
Material	Fixture: Machined aluminum with electroplated finish.
Supplied with	Standard installation housing: Comes with an adapter plate, two #8-32 screws, and wire nuts.
Warranty & LED Life	<p>5 years limited warranty.</p> <p>Estimated useful life of LED is 50,000 hours.</p>

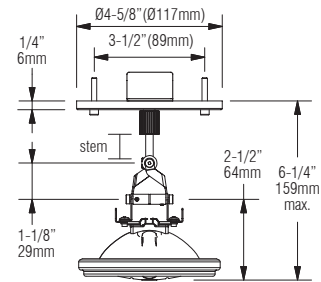
Ordered Separately

System Components	Lamp (MR16, 50W Max. Covered glass recommended. Note: GE constant color lamp cannot be used with glass shade. For use with LED type MR16 check lamp manufacture for specification and compatibility).
-------------------	---

Mounting Options & Dimensions

LED Fixture Dimensions (with C3)

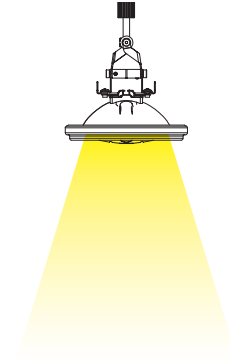
Fixture



3D View



Beam (with lamp supplied by others)



C3

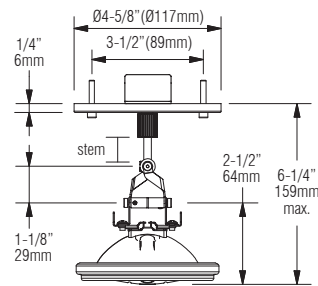
Canopy



Fixture with Canopy



Dimensions



Appendix

Aluminum Finishes



MC matte chrome
shown with C3 canopy



BN brushed nickel
shown with C3 canopy



MC matte chrome
shown with C21 canopy



BN brushed nickel
shown with C21 canopy



MC matte chrome
shown with C23 canopy



BN brushed nickel
shown with C23 canopy