

# X45C

## INTERIOR

Spotlight | For ceilings, walls & counters

● Dry location



### Ordering Information

Clear Form

Date : \_\_\_\_\_

Project : \_\_\_\_\_

Type : \_\_\_\_\_

Quantity : \_\_\_\_\_

Note : \_\_\_\_\_

### Specifications

Luminaire | Example Code: X45-C3-2-1-MC

Product	Canopy	Stem Length	Primary Voltage <sup>3</sup>	Finish <sup>1</sup>
X45				MC
	C1	2 = 2" (51mm)	1 120V	<b>Aluminum Finishes:</b> MC matte chrome
	C3	X custom <sup>2</sup>	2 277V	
	C4			
	C21			
	C23			

### System Components (Ordered Separately)

Remote Driver : \_\_\_\_\_

\* Consult MP Lighting Website or Factory.

### Important Notes

#### Specification

1. Refer to Appendix or MP Lighting website for complete look of luminaire with different finish options.
2. Available in 1" (25mm) increments, maximum length 96" (2438mm).
3. Not applicable for C1 or C21 options.

#### Warranty Notes & Disclaimer

Malfunction and damage to product due to incompatible dimming system or misuse will not be covered under warranty. Consult MP Lighting for recommended drivers. If the fixture has an option to be installed with a dimming control system, consult a dimming system manufacturer with minimum load before installing. MP Lighting reserves the right, at its sole discretion, at any time and without notice, to make design changes to any of our products. Consult MP Lighting website for most updated documentation.

# X45C

INTERIOR

Spotlight | For ceilings, walls & counters

● Dry location



Application

Environment	Dry Location approved. IP 20.
Mounting	<b>C1/C21/C23:</b> Retrofit to existing standard octagonal box using custom mounting plate (included). Requires remote class II transformer (not included). <b>C3/C4:</b> Retrofit to existing standard octagonal box using custom mounting plate (included). Requires remote class II transformer (included).

Luminaire Construction

LED Light Source	Lamp supplied by others. <b>Socket Type:</b> GU5.3 MR16 <b>Recommended:</b> MR16, 50 W max or LED MR16 (SORAA lamp) 10W max.
Weight	N/A
Material	<b>Fixture:</b> Machined aluminum with electroplated finish.
Supplied with	<b>Standard installation housing:</b> Comes with an adapter plate, two #8-32 screws, and wire nuts.
Warranty & LED Life	5 years limited warranty. Estimated useful life of LED is 50,000 hours.

Ordered Separately

System Components	Lamp
-------------------	------

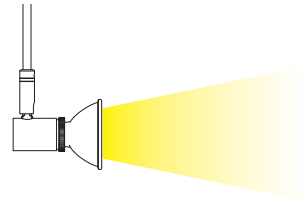
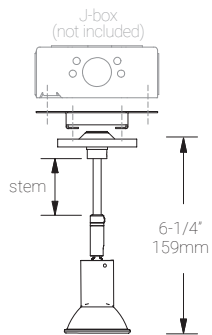
## Mounting Options & Dimensions

### LED Fixture Dimensions (with C1)

Fixture

3D View

Beam (with lamp supplied by others)

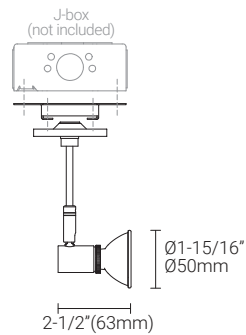


## C1

Canopy

### Fixture with Canopy

## Dimensions

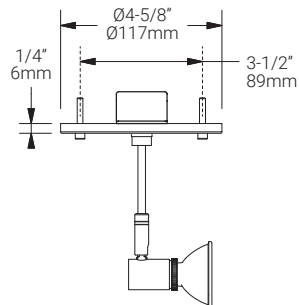


## C3

Canopy

### Fixture with Canopy

## Dimensions



## Mounting Options & Dimensions

### C4

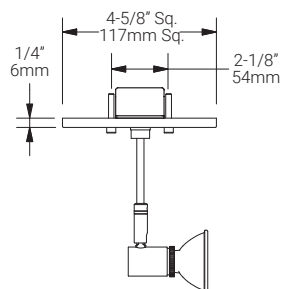
Canopy



Fixture with Canopy



Dimensions



### C21

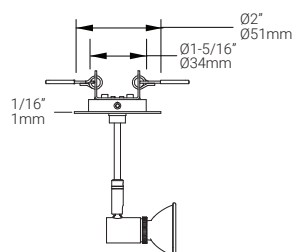
Canopy



Fixture with Canopy



Dimensions



### C23

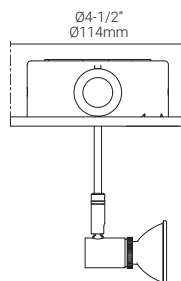
Canopy



Fixture with Canopy



Dimensions



## Appendix

### Aluminum Finishes



MC matte chrome